




FLOWERS

60mm PAVERS

PATTERN SHEET

DIMENSIONS:

Thickness.....60mm
Length..... 8 inches
Width 4 inches
Approximately 4.5 pavers per square foot



Inches

8

7

6

5

4


3

2


1

Herringbone Pattern

The 45 degree herringbone pattern is becoming increasingly popular in feature outdoor living spaces. This pattern works well with stand-out borders and edging. It is a busy pattern to choose so it will definitely be noticed. In comparison, the straight or 90 degree herringbone has the ability to blend into existing paving and have a natural flow to other sections of the house.




90 Herringbone




45 Herringbone

Basket Weave Pattern


The basket weave is best suited to old world English landscaping themes. This style of paving can be effective if you are using recycled or old pavers as it brings out the rustic charm of cracked old textures. There are several variations of this pattern.



Double Basketweave




Single Basketweave




Boxed Basketweave

Bond Pattern

This side-by-side style of paving is the plainest of all paving patterns, but it has the illusionary effect of seeming narrower or wider depending on the direction in which it is laid. The stretcher bond is good if you want to make a path look longer. If you position the pavers so that their length runs along the length of the path it will look longer. On the other hand if you want a path to look wider in a stretch bond pattern, lay them perpendicular to the length of the path. Stretcher bond patterns are good for a less formal design where it is not desirable for the eye to be strongly led. The pavers tend to look more rectangular and it is also the best pattern for coping with gentle curves.



Running Bond



Running & Stack Bond

